



## Stats for mista3

## Weekly return

+4.0%

## Monthly return

+17.7%


## Profit factor

1.26








## History

45 days












## Profit, loss, and deposits

Deposits:	<b>Deposits</b> 50,100.99	<b>Withdrawals</b> -1,700.28	<b>Net</b> 48,400.71		<b>Balance:</b> 56,517.91
	<b>Gross profit</b> 39,359.60	<b>Gross loss</b> -31,242.40	<b>Net profit</b> 8,117.20	<b>Profit factor</b>  1.26	<b>Equity:</b> 56,519.18
Banked trades:	39,359.60	-31,242.40	8,117.20		<b>Currency:</b> USD
Open trades:	1.27	0.00	1.27		
<b>Total profit/loss:</b>	<b>39,360.87</b>	<b>-31,242.40</b>	<b>8,118.47</b>		







## Returns

Total return:	16.77% 				
Banked return:	16.76% 				
Per day:	0.78% 	Per active day:	1.56% 	Arithmetic mean:	1.68% 
Per week:	3.95% 				
Per month:	17.67% 				

## Banked profits per day/week/month/trade

	 Winning	 Losing	 Win/loss%	 Best	 Worst	 Best seq	 Worst seq
Days:	7	3		11,895.47	-7,540.90	25,255.54	-12,482.44
Weeks:	2	1		12,773.10	-5,255.65	12,773.10	-5,255.65
Months:	2	0		7,517.45	599.75	8,117.20	0.00
Closed trades:	59	63		2,907.47	-1,772.49	11,950.14	-22,231.90

## Peaks and troughs in balance

All-time peak:	60,436.28 	Gain/loss:	24.9% 
All-time trough:	31,599.91 	Gain/loss:	-36.8% 
Deepest valley:	-20,023.34 	Gain/loss:	-38.7% 

## Stats on closed trades

	 Trades	 Profit	 Avg cash	 Avg pips	 Avg length	 Cash/hr	 Pips/hr	 Long seq
Winners:	59	39,359.60	667.11	92.45	201.23h	3.32	0.46	13
Losers:	63	-31,242.40	-495.91	-100.62	205.05h	-2.42	-0.49	29
All trades:	122	8,117.20	66.53	-7.25	203.20h	0.33	-0.04	n/a